



SFS



Wing drill screws **SC5 SC6**

Quick and ergonomic fastening of wooden boards
to supporting steel structures

The new SC5 and SC6

Quickly through wood and steel

The new, optimised SC5 and SC6 wing drill screws now do their job even better by fastening wood-based boards to steel substructures in one step. Thanks to the new underhead geometry the screws can be inserted into the wood-based boards, uniform and flush, without damaging the surface coating. The Design service by SFS makes planners' work easier. Setting tools and professional ratchet handles offer installers on-site support in their work on projects.

Underhead geometry

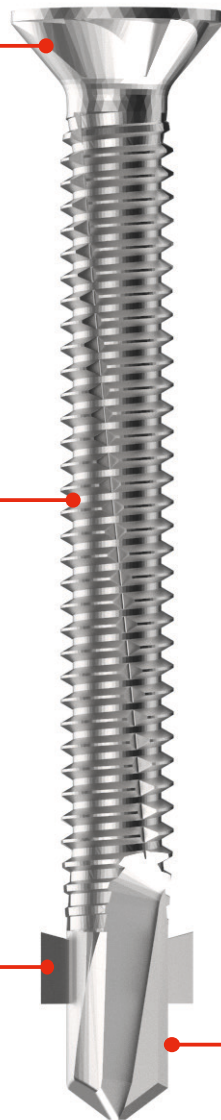
Milled grooves improve the insertion of the head and reduce spalling of wood-based boards special coatings.

Thread

Offers optimised pull-out values in steel substructures

Drill wings

Create a bigger borehole in the wood and therefore prevent the thread from engaging during the drilling process. Reliably break off when striking the steel substructure.



Fast

Efficient connection of wood with steel substructure in one step

Ergonomic

Comfortable to use thanks to coordinated setting system

Complete

Coordinated fastening system with set system, Design service and building control approval

High corrosion protection

SC5: 500h salt spray test without red rust

German technical approval

Design basis by means of German technical approval (Z-14.4-872)

Deutsches
Institut
für
Bautechnik

DIBt



Drill tip

Optimised drilling through wood and steel



Comprehensive package



More than just a fastener

Fastener

Description	Art. no.	PU/item	L mm	CL mm	VD mm	
SC5/46-12CC-5,5×60	1580102	1'000	60	25–46	1.75–5	
SC6/44-12-U6,3×60	934071			8–44	2.5–6	

Other SC fasteners with different clamp lengths, head shapes and drilling capacities outside the approval are available.

Accessories						
Description	Art. no.	PU/item	Socket	Drive	L	
T30-25-HEX¼"	1690315	10	¼"	T30	25	
T30-35-½"	1690314	1	½"		35	

Setting tool						
Description	Art. no.	PU/item	Socket	Voltage V	Speed rpm	
CF250-230V-1560 RPM-COMP	653444	1	¼"	220	1560	
CF60-COMPL-FEIN-AKKU	1703125			18	1700	
FEIN-ASCD 18-300 W2 Selection+	1603594		½"			